



WINY COMMERCIAL & FISCAL SERVICES LIMITED

18, Giri Babu Lane, Ground Floor, Kolkata - 700 012

CIN No. : L65923WB1990PLC048472 • Web Site : www.winycomm.co.in

Email : wcfsl1990@gmail.com, winycommercial1990@winycomm.co.in

Phone No. : 033 - 4007-4761

Ref:

Date:

Date: 08/10/2015

To
The Secretary,
BSE LIMITED,
Phiroze Jeejeebhoy Towers,
Dalal Street
Mumbai- 400 001,
Phones: 91-22-22721233/4, 91-22-66545695 (Hunting)

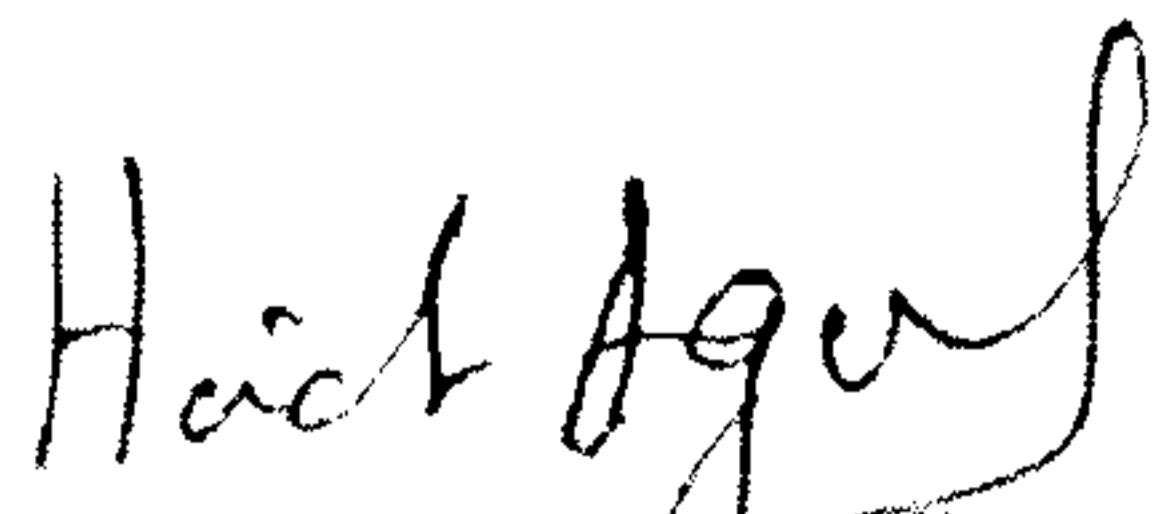
Ref: Winy Commercial & Fiscal Services Ltd. (Scrip Code: 538873),

Sub: Submission of Distribution of Shareholding as per clause-35 of Listing Agreement for the 2nd Quarter ended on 30th September, 2015

Dear Sir,

With reference to the above please find enclosed herewith the Distribution of Shareholding Pattern as per Clause-35 of Listing Agreement as given to us by our Registrar & Share Transfer Agent M/s Maheshwari Datamatics Pvt. Ltd. for the 2nd Quarter ended on 30th September, 2015.

Thanking you,
Yours sincerely,
For Winy Commercial & Fiscal Services Ltd.


(Harish Agarwal)
Company Secretary &
Compliance Officer



Encl.: As above



MAHESHWARI DATAMATICS PVT. LTD.

REGD. OFFICE : 6, MANGOE LANE (Surendra Mohan Ghosh Sarani), 2ND FLOOR, KOLKATA - 700 001
PH. : 2243-5029 / 5809, 2248-2248, FAX : (033) 22484787, E.mail : mdpldc@yahoo.com, Website : www.mdpl.in
CIN : U20221WB1982PTC034886

MAHESHWARI COMMERCIAL & FISCAL SERVICES LTD.
1B, GRIH BAHU LANE,
KOLKATA
700012

Investors' Grievance Report for the quarter 01/07/2015 to 30/09/2015

No. of investor Grievances pending at the beginning of the quarter	:	NIL
No. of Investor Grievances received during the quarter	:	0
No. of investor Grievances replied/resolved during the quarter	:	0
No. of investor Grievances pending at the end of the quarter	:	NIL

Breakup of Investors' Grievances received during the quarter

Dividend	:	0
Share Certificate	:	0
Annual Report	:	0
Other	:	0

For Maheshwari Datamatics Pvt. Ltd.

Registrar

Dated: 03/10/2015



WINY COMMERCIAL & FISCAL SERVICES LTD.

Scrip Code : BSE-538873, CSE-10033125
 Quarter ended: 30/09/2015

Name of the Scrip : WINYCOMM [BSE]

Class of Security : Equity

Partly paid-up shares:-	No of partly paid-up shares	As a % of Total No of partly paid-up shares	As a % of Total No of shares of the company
Held by promoter/promoter group	Nil	Nil	Nil
Held by public	Nil	Nil	Nil
Total	Nil	Nil	Nil

Outstanding convertible securities:-	No of Outstanding securities	As a % of Total No of outstanding convertible securities	As a % of Total No of shares of the company, assuming full conversion of the convertible securities
Held by promoter/promoter group	Nil	Nil	Nil
Held by public	Nil	Nil	Nil
Total	Nil	Nil	Nil

Warrants:-	No of warrants	As a % of Total No of warrants	As a % of Total No of shares of the company, assuming full conversion of warrants
Held by promoter/promoter group	Nil	Nil	Nil
Held by public	Nil	Nil	Nil
Total	Nil	Nil	Nil

Total paid-up capital of the company, assuming full conversion of warrants and convertible securities

7874860 Shares of Rs.10/- each



WINY COMMERCIAL & FISCAL SERVICES LTD.

Scrip Code : BSE-538873, CSE-10033125 Name of the Scrip : WINYCOMM [BSE] Class of Security : Equity Face Value : Rs. 10/-
 (I)(a) Statement showing Shareholding Pattern Quarter ended: 30/09/2015

Category Code (I)	Category of Shareholder (II)	No of Share-holders (III)	Total No of Shares (IV)	No of Shares held in Demat Form (V)	Total shareholding as a % of Tot Shrs		Shares pledged or otherwise encumbered		
					As a % of (A+B) (VI)	As a % of (A+B+C) (VII)	Shares (VIII)	As a % of (IX)=(VIII)/(IV)*100 (X)	
A. Promoter and Promoter Group									
1. Indian									
	a. Individuals/Hindu Undivided Family								
	b. Central/State Government(s)								
	c. Bodies Corporate	2	1650000	1650000	20.9528	20.9528	Nil	Nil	
	d. Financial Institutions/Banks								
	e. Any Other								
	Sub Total (A1)	2	1650000	1650000	20.9528	20.9528	Nil	Nil	
2. Foreign									
	a. Individuals (NRI/Foreign Individuals)								
	b. Bodies Corporate								
	c. Institutions								
	d. Qualified Foreign Investor								
	e. Any other								
	Sub Total (A2)								
	Total Shareholding of Promoter and Promoter Group A=(A)(1)+(A)(2)	2	1650000	1650000	20.9528	20.9528	Nil	Nil	
B. Public Shareholding									
1. Institutions									
	a. Mutual Funds/UTI								
	b. Financial Institutions/Banks								
	c. Central/State Government(s)								
	d. Venture Capital Funds								
	e. Insurance Companies								
	f. Foreign Institutional Investors								
	g. Foreign Venture Capital Investors								
	h. Qualified Foreign Investor								
	i. Any Other								
	Sub Total (B1)								
2. Non-Institutions									
	a. Bodies Corporate	25	2915925	2509925	37.0283	37.0283			
	b. Individuals holding								
	i. Nominal Share Capital up to Rs.1 Lakh	506	501720	297420	6.3712	6.3712			
	ii. Nominal Share Capital in excess of Rs.1 Lakh	65	2807215	1065815	35.6478	35.6478			
	c. Qualified Foreign Investor								
	d. Any Other								
	Sub Total (B2)	596	6224860	3873160	79.0472	79.0472			
	Total Public Shareholding B=(B)(1)+(B)(2)	596	6224860	3873160	79.0472	79.0472			
	Total (A)+(B)	598	7874860	5523160	100.0000	100.0000			



WINY COMMERCIAL & FISCAL SERVICES LTD.

Scrip Code : BSE-538873, CSE-10033125 Name of the Scrip : WINYCOMM [BSE] Class of Security : Equity Face Value : Rs. 10/-
 (I)(a) Statement showing Shareholding Pattern Quarter ended: 30/09/2015

Category Code (I)	Category of Shareholder (II)	No of Share-holders (III)	Total No of Shares (IV)	No of Shares held in Demat Form (V)	Total shareholding as a % of Tot Shrs		Shares pledged otherwise encumbe	
					As a % of (A + B) (VI)	As a % of (A+B+C) (VII)	Shares (VIII)	As (IX)=(V)/(IV)*
C. Shares held by Custodian & against which Depository Receipts have been issued								
	1. Promoter and Promoter Group	Nil	Nil	Nil				Nil
	2. Public	Nil	Nil	Nil				Nil
	Grand Total (A)+(B)+(C)	598	7874860	5523160				100.0000



1. Indian


c. Bodies Corporate

		Details of Shares held			Encumbered shares		Details of warrants		Details of convertible securities		Total Shares (including underlying shares and convertible securities) as of diluted share capital
Sr No	Name of the Shareholder	No of Shares held	As a % of Grand Total	No.	As a %	As a % of Grand Total	No of Warrants held	As a % of total no of warrants of the same class	No of convertible securities held	As a % of total no of convertible securities of the same class	(XII)
(I)	(II)	(III)	(IV) (A)+(B)+(C)	(V)	(VI)= (V)/ (III)*100	(VII) (A)+(B)+(C) of sub clause (I)(a)	(VIII)	(IX)	(X)	(XI)	(XII)
1	CENTUPLE FINANCE PVT. LTD.	1150000	14.6034	Nil	Nil	Nil	Nil	Nil	Nil	Nil	14.6034
2	EDMOND SECURITIES PRIVATE LIMITED	500000	6.3493	Nil	Nil	Nil	Nil	Nil	Nil	Nil	6.3493
Total :		1650000	20.9528	Nil	Nil	Nil	Nil	Nil	Nil	Nil	20.9528




(I)(c)(i) Statement showing holding of securities (including shares, warrants, convertible securities) of persons belonging to the category 'Public' and holding more than 1% of the total no of shares

Sr No	Name of the Shareholder	No of Shares held	Details of warrants		Details of convertible securities		Total shares (including underlying shares assuming full conversion of warrants and convertible securities) as a % of diluted share capital	
			Shares as a % of total no of shares (i.e., Grand Total (A)+(B)+(C) indicated in Statement at para (I) (a) above)	No of Warrants held	As a % of total no of Warrants of the same class	No of convertible securities held		% w.r.t total no of convertible securities of the same class
1	KARMA SOLUTIONS PVT LTD	380000	4.8255	Nil	Nil	Nil	Nil	4.8255
2	PAYANTA TRADES PVT. LTD.	360000	4.5715	Nil	Nil	Nil	Nil	4.5715
3	NITSON RETAILERS PRIVATE LTD.	290000	3.6826	Nil	Nil	Nil	Nil	3.6826
4	ANODINI SALES PVT. LTD.	280000	3.5556	Nil	Nil	Nil	Nil	3.5556
5	BOOSTER COMMERCIAL PRIVATE LIMITED	261050	3.3150	Nil	Nil	Nil	Nil	3.3150
6	PARAG COMMUNICATION PVT. LTD.	235800	2.9943	Nil	Nil	Nil	Nil	2.9943
7	BLISS TIE UP PVT. LTD	213015	2.7050	Nil	Nil	Nil	Nil	2.7050
8	NAVENDU MAITY	190000	2.4127	Nil	Nil	Nil	Nil	2.4127
9	SUBHADRA SUROLIA	190000	2.4127	Nil	Nil	Nil	Nil	2.4127
10	KANJIT SONI	186000	2.3619	Nil	Nil	Nil	Nil	2.3619
11	KARMA FINCOM PVT LTD	181000	2.2985	Nil	Nil	Nil	Nil	2.2985
12	LALIT KR SONI	150000	1.9048	Nil	Nil	Nil	Nil	1.9048
13	UPENDRA PRASAD	130000	1.6508	Nil	Nil	Nil	Nil	1.6508
14	S.D.LIFESTYLES PVT LTD	129860	1.6490	Nil	Nil	Nil	Nil	1.6490
15	MORGAN ENTERPRISES PVT LTD	125000	1.5873	Nil	Nil	Nil	Nil	1.5873
16	MAPLE DISTRIBUTORS PRIVATE LIMITED	118400	1.5035	Nil	Nil	Nil	Nil	1.5035
17	ASHOK KR JARIA	112000	1.4222	Nil	Nil	Nil	Nil	1.4222
18	PARVEEN KUMAR	106550	1.3530	Nil	Nil	Nil	Nil	1.3530
19	BIMALA DEVI SONI	100000	1.2699	Nil	Nil	Nil	Nil	1.2699
20	BLISS TIE UP PVT LTD	100000	1.2699	Nil	Nil	Nil	Nil	1.2699
21	SUMAN CHAVHAN	90000	1.1429	Nil	Nil	Nil	Nil	1.1429
Total		3928675	49.8888	Nil	Nil	Nil	Nil	49.8888



(I)(c)(ii) Statement showing holding of securities (including shares, warrants, convertible securities) of persons (together with PAC) belonging to the category 'Public' and holding more than 5% of the total no of shares of the company

Name(s) of the Shareholder(s) and the Persons Acting in Sr No Concert (PAC) with them	No of Shares (a) above}	Details of warrants		Details of convertible securities		Total shares (including underlying shares assuming full conversion of warrants and convertible securities) as a % of diluted share capital
		Shares as a % of total no of shares (i.e., Grand Total (A)+(B)+(C) indicated in Statement at para (I)	No of Warrants	As a % of total no of Warrants of the same class	No of convertible securities held	
--- Nil ---						



WINY COMMERCIAL & FISCAL SERVICES LTD.

(I)(d) Statement showing details of locked-in shares as on 30/09/2015

SI #	Folio/CIId/DpId	Name of the Shareholder	No of Locked-in Shares	Locked-in shares as a % of total No of shares (i.e., Grand Total (A)+(B)+(C) indicated in Statement at para (I)(a) above}	Promoter/Promoter Group/ Public
------	-----------------	-------------------------	------------------------	---	------------------------------------

----- NIL -----



WINY COMMERCIAL & FISCAL SERVICES LTD.

(II)(a) Statement showing details of Depository Receipts (DRs) as on 30/09/2015

Sl #	Type of Outstanding DR (ADRs, GDRs, SDRs, etc.)	No of outstanding DRs	No of Shares Underlying Outstanding DRs	Shares underlying outstanding DRs as a % of total No of Shares (i.e., Grand Total (A)+ (B)+(C) indicated in Statement at para (I)(a) above)
------	--	-----------------------------	--	---

--- Nil ---




WINY COMMERCIAL & FISCAL SERVICES LTD.

(II)(b) Statement showing holding of Depository Receipts (DRs), where underlying shares held by 'promoter/promoter group' are in excess of 1% of the total no of shares as on 30/09/2015

Sl # Name of the DR Holder	Type of Outstanding DR (ADRs, GDRs, SDRs, etc.)	No of Shares Underlying Outstanding DRs	Shares underlying outstanding DRs as a % of total No of Shares (i.e., Grand Total (A)+ (B)+(C) indicated in Statement at para (I)(a) above)
----------------------------	--	--	---

--- Nil ---



WINY COMMERCIAL & FISCAL SERVICES LTD.

Physical / NSDL / CDSL Summary Report as on 30/09/2015

	Holdes	Shares	% age
Physical :	468	2351700	29.8634
N S D L :	123	5392760	68.4807
C D S L :	7	130400	1.6559
<hr/>			
	E98	7874860	100.0000



18. Public Shareholding

- No of Shares : 6224860
 - % of shareholding : 79.0472
-

19. Promoters and Promoter Group Shareholding

a) Pledged/Encumbered

- No of Shares : Nil
- % of shares : Nil
(as a % of the total shareholding of promoter and promoter group)
- % of shares : Nil
(as a % of the total share capital of the company)

b) Non-encumbered

- No of Shares : 1650000
 - % of shares : 100.0000
(as a % of the total shareholding of promoter and promoter group)
 - % of shares : 20.9528
(as a % of the total share capital of the company)
-

